




VCSG UTTARAKHAND UNIVERSITY OF HORTICULTURE AND FORESTRY,
BHARSAR



Presentation
on

RURAL HORTICULTURAL WORK EXPERIENCE
HWE-101

COURSE INSTRUCTOR:
Dr. Ajay Paliwal

SPEAKERS:
1. SHUBHAM SHUKHIJA - 13002
2. RAHUL SEMWAL - 13003
3. RAVI KUMAR - 13007
4. VINAY KUMAR - 13008
5. MANOJ KUMAR - 13009

www.anilrana13014.webbly.com

OBJECTIVES :

1. To provide an opportunity to the students to understand the life situations in the villages, rural institutions, socio-economic conditions and constraints faced by the farming community.
2. To get the students familiar with the socio-economic conditions of the farmers and their problems with reference to agricultural development.
3. To impart diagnostic and remedial practical training and skills in crop production/horticulture/plant protection through work experience.
4. To develop the understanding regarding agricultural technologies being followed by farmers and to prepare alternate farm plans according to the local situation in consultation with the farmers.
5. To help the students to acquaint with on going thrust on rural development and programmers related to transfer of technology (TOT) programme related to agriculture and allied aspects.

www.anilrana13014.webbly.com

10/22/20

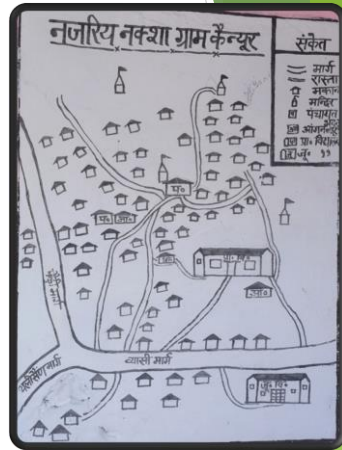
6. To provide an opportunity to work with KVK's/Research Stations and Agro/Horti-based industries.
7. To develop the communication skills, confidence and competence among the students to interact with the farmers so as to prepare Project Reports on "Village Development Plan".

www.anilrana13014.webbly.com

10/22/20
16

OUR VILLAGE

- ❖ Name of village- Kaniyur
- ❖ Block- Thalisen
- ❖ District- Pauri Garhwal
- ❖ Village Pradhan – Mr. Anand Singh
- ❖ No. of household – 487
- ❖ Population of males – 1177
- ❖ Population of female – 1069
- ❖ Sex ratio – 908
- ❖ Literacy – 77.60%
- ❖ Anganwari- 3
- ❖ Primary school- 2
- ❖ Inter college - 1



10/22/20
16

INTERACTION WITH FARMERS :-

- > We used to visit villagers home.
- > Used to visit their field.
- > Tried to know their agricultural problems and allied practices.
- > Used to find their solutions.
- > Rectify it by providing them appropriate measures like insecticide if possible.



10/22/20
16

UNIT ESTABLISHED

1. VERMICOMPOST
2. COMPOSTING
3. POLYTUNNEL
4. VERMIWASH
5. BOTTLE GARDEN
6. TRAPS
 - a) LIGHT TRAP
 - b) PIT TRAP
 - c) YELLOW STICKY TRAP
7. POST HARVEST PRODUCT
 - a) malta squash
 - b) laddoo of finger millet flour

www.anitrana13014.webbly.com

10/22/20
16

- c) Pickle
 1. chilli pickle
 2. garlic pickle
 3. radish pickle
- 8) Nursery
 - a) onion
 - b) red cabbage
 - c) broccoli
- 9) Sowing
 - a) pea
 - b) garlic
 - c) coriander
- 10) planting
 - a) napier
 - b) hibiscus
- 11) Paste (cowdung+urine+clay soil)
- 12) Self help group of womens
- 13) Bee hive
- 14) Mushroom

www.anitrana13014.webbly.com

10/22/20
16

DATE- 26/09/2016

- ▶ INSTRUCTIONS GIVEN BY TEACHERS
- ▶ ALLOTMENT OF FARMERS
- ▶ SPECIAL MEET WITH MR. VIJOY SINGH SHAHU AND MR. GAJE SINGH(UPPRADHAN)



www.aniltrana13014.webbly.com



10/22/20
16

Allotted farmer -

- ▶ Name - Mr. Gaje Singh Rawat
- ▶ Father 's name - Late Fateh Singh Rawat
- ▶ Main Occupation - Agriculture
- ▶ Area - a) irrigated - 1 nali
- ▶ b) rainfed - 14 nali
- ▶ Cattles - 1 pairs bullocks
- ▶ buffalo - 2
- ▶ Goat - 1

www.aniltrana13014.webbly.com



10/22/20
16

Unit 1st - VERMICOMPOST

Farmer name - Mr. Manwar Singh

DATE - 27/9/2016

dimension of the pit- 3m×1m×1m



www.anitran13014.webbly.com

10/22/2016
16

CLEANING OF PIT



FILLING OF WHC RICH MATERIAL



FILLING 1ST LAYER WITH COW DUNG



FILLING 2ND LAYER WITH CROP RESIDUE



AGAIN FILLING WITH DUNG



FILLING WITH GREEN LEAVES



FILLING WITH SOIL



FILLING WITH PADDY STRAW



INOCULATION OF EARTHWORMS

SHADE FOR PIT -



COLLECTION OF POLES



Composting

FARMER - MR. GAJE SINGH RAWaT
DATE - 28/9/2016
PIT DIMENSION - (2m×1m×1m)



PIT DIGGING



**FILLING 1ST & 2ND LAYER WITH
COW DUNG & STRAW**



3RD LAYER OF COWDUNG



4TH LAYER OF GREEN LEAVES



5TH LAYER OF COW DUNG



6th LAYER OF CROP RESIDUE



SPRINKLING OF WATER



COVERING WITH POLYTHENE

POLYTUNNEL

FARMER - GAJE SINGH RAWAT
DATE - 29/9/2016



FRAMEWORK FOR POLYTUNNEL



SOWING OF SEED



COVERING OF SEED WITH FINE SOIL



IRRIGATION

COVERING WITH POLYTHENE



OUTER VIEW



INNER VIEW

www.anitrana13014.webbly.com

VERMIWASH

FARMER - MR. GAJE SINGH RAWAT
DATE - 30/9/2016



CONTAINER FOR
VERMIWASH



1ST LAYER OF
GRAVELS

www.anitrana13014.webbly.com

10/22/2016



2nd LAYER OF SOIL+COMPOST



3rd LAYER OF COW DUNG



4th LAYER OF EARTHWORM CULTURE AND 5th LAYER OF COMPOST



BOTTLE GARDEN

FARMER - MR. AMAR SINGH
DATE - 01-10-2016



CUTTING OF BOTTLES



WASHING



ARRANGING BOTTLES IN THREAD



FILLING SOIL AND PLANTING IS DONE



www.anitrana13014.webbly.com

10/22/2016

HANGING BOTTLES

TRAPS a) LIGHT TRAP

Farmer name- Gaje singh
Date- 01/10/2016



10/22/2016

CUTTING OF BOTTLE



MAKING HOLES



TIEING WITH THREAD



INSTALLMENT IN FIELD

www.anitrana13014.webbly.com

10/22/2016

b)PIT TRAP

FARMER - MR. AMAR SINGH
DATE - 01-10-2016



PIT DIGGING



PIT FILLING WITH COW DUNG



SEED SOWING AROUND PIT

www.anitrana13014.webbly.com

10/22/2016

c)YELLOW STICKY TRAP

FARMER- MR. GAJE SINGH
DATE - 01-10-2016



Post harvest product - MALTA SQUASH



PEELING



PEELED MALTA



JUICE EXTRACTION



JUICE+SUGER SRYUP



FILLED IN BOTTLE

b)laddoo of finger millet flour



FILOUR



ROASTING WITH
GHEE+SUGAR POWDER



COOLING



LADDOO MAKING



c)Pickle 1.chilli pickle



CUTTING OF CHILLI



SUN DRYING



SORTING OF SPICES



PACKED IN JAR

Radish PICKLE



CUTTING INTO SMALL PIECES



BLANCHING



SUN DRYING

www.anilrana13014.webbly.com



SORTING OF SPICES



PACKED IN JAR

10/22/20
16

2.garlic pickle



PEELING GARLIC COVES



ROASTING SPICES



MIXING SPICES



Nursery

Farmer name- Mr. Balbir singh
Date-03/10/2016

- a) onion
- b) red cabbage
- c) broccoli



SEED DISTRIBUTION TO VILLAGE FARMERS BY OUR KVK SPECIALISTS

DATE-03/10/2016



www.anirana13014.webbly.com



10/22/2016

Sowing a) LINE SOWING AND SEED



TREATMENT OF PEA with bavistine 0.25%



www.anirana13014.webbly.com



10/22/2016

b) Garlic sowing



Broad bean



c) Coriander sowing



Planting a) napier

Farmer-Gaje singh
Date-04/10/2016



SURPRISE VISIT BY DR. VIJAY KUMAR DATE-04/10/2016



Preparation of basins



DIFFERENT TYPES OF MULCH

FARMER MR. GAJE SINGH
DATE - 05-10-2016



PEBBLES MULCH



POLYTHENE MULCH



STRAW MULCH



MUSHROOM CULTIVATION

FARMER MR. GAJE SINGH
DATE - 05-10-2016



Cleaning of room and Spraying with formalin



Chopping of paddy straw



www.anitrana13014.webbly.com

10/22/2016

Filling and preparing of bags

Bee Hive(50cm×26cm× 37cm)

FARMER MR. GAJE SINGH

DATE - 06-10-2016



Preparation of bee hive box



Plastering with mud



Water channel around the box

Budding,grafting technique

➤we explained the farmers about propagation technique & explained them about rootstock, scion stock, mother plant and different budding and grafting technique



Training and pruning

we explained the farmers about benefits of training and pruning



pruned diseased and unwanted branches



application the paste (cow dung+urine+clay soil)

Steps towards the social activities

- ▶ Interaction with other farmers.
- ▶ Encouraging them for increasing their horticultural production.
- ▶ Convinced people to adopt new technologies.
- ▶ Discussed the importance of new improved methods of cultivation.



www.anilrana13014.webbly.com

10/22/20

15

Self help group of womens

- 1.Aware womens about generating self employment
- 2.Put light on girls education
- 3.Spreading awareness regarding cleanliness and hygiene
- 4.How to do efficient farming



www.anitrana13014.webbly.com



10/22/20
16

We told them about value added product



pickles

www.anitrana13014.webbly.com



10/22/20
16

Utilisation of waste material Like bottles

OUR VISIT TO SCHOOL

ORGANIZING THE COMPETITION -:

- ✓ ESSAY AND ARTS COMPETITION IN RELATED TO AGRICULTURE AMONG THE STUDENTS.
- ✓ PLANTING OF ORNAMENTAL PLANTS IN SCHOOL CAMPUS WITH STUDENTS AND PACHAYAT BHAWAN .
- ✓ RALLY WITH THE STUDENTS ON THE OBJECTIVE OF SWACH BHARAT ABHIYAN ON 2ND OCTOBER IN VILLAGE.



Planting





RALLY

www.anitrana13014.webbly.com

10/22/20
16

EXHIBITION ON LAST DAY




www.anitrana13014.webbly.com

10/22/16


MODEL

- After observing the village condition we made **Integrated Farming System** concept



WHAT WE HAVE LEARN

- WE LEARNED TRADITIONAL WAY OF PLOUGHING.
- LOCAL STORAGE TECHNIQUES.
- WE LEARNED TRADITIONAL METHOD THRESHING AND WINNOWING.
- LEARNED TRADITIONAL METHOD OF CULTIVATION.
- IMPROVEMENT IN PUBLIC SPEAKING.
- LEARNED LOCAL NAMES RELATED TO AGRICULTURE.



NISUR



HAL



VORKHYAL

GANJYAL



WE LEARNED TRADITIONAL WAY OF PLOUGHING



SUKHSHA OF PUMKIN



TABBACO

www.anitrana13014.webbly.com



CASHEW NUT

10/22/20
16



STORAGE AND DRYING



THRESHING AND WINNOWER OF FINGER MILLETS

ACHIVEMENT

- ▶ CONVENCED FARMERS FOR ORCHARD, POLYHOUSE ,MUSHROOM CULTIVATION AND VALUE ADDED PRODUCT
- ▶ TO ADOPT NEW METHOD OF CULTIVATION.

THANK YOU

www.anitrana13014.webbly.com

10/22/20
16