

**V.C.S.& UTTARAKHAND UNIVERSITY OF
HORTICULTURE & FORESTRY, BHARSAR
COLLEGE OF HORTICULTURE, BHARSAR**



10/22/2016 WWW.antharna13014.webdly.com



RURAL HORTICULTURE WORK EXPERIENCE

HWE (101)

CREDIT HOUR :- 20

Coordinator :-Dr. Ajaya Paliwal

CO-coordinator :- Dr. Dinesh Tiwari, Dr. Vijay Kumar, Dr. Rajnish Mishra

GROUP NO. - 3



- 13026 Poornita Raturi
- 13030 Deepshikha Gariya
- 13031 Anjali Tiwari
- 13038 Sita Bisht
- 13042 Seema Thapliyal

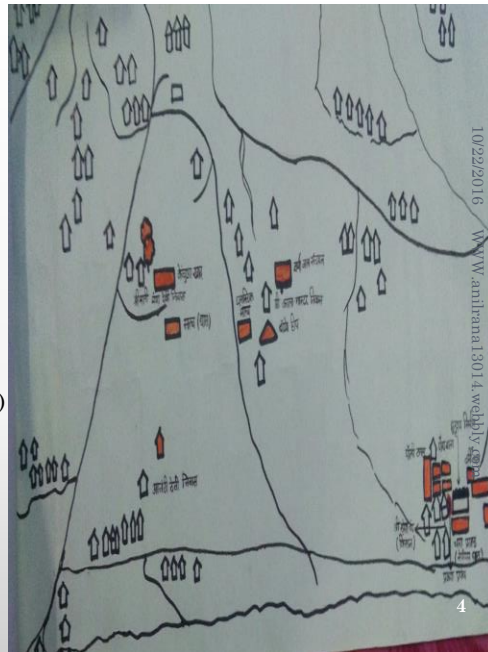
OBJECTIVES OF RAWEP/RHWEP

1. To provide an opportunity to the students to understand the life situations in the villages, rural institutions, socio-economic conditions and constraints faced by the farming community.
2. To get the students familiar with the socio-economic conditions of the farmers and their problems with reference to agricultural development.
3. To impart diagnostic and remedial practical training and skills in crop production/horticulture/plant protection through work experience.
4. To develop the understanding regarding agricultural technologies being followed by farmers and to prepare alternate farm plans according to the local situation in consultation with the farmers.
5. To help the students to acquaint with on going thrust on rural development and programmes related to transfer of technology (TOT) programme related to agriculture and allied aspects.
6. To provide an opportunity to work with KVK's/Research Stations and Agro/Horti-based industries.
7. To develop the communication skills, confidence and competence among the students to interact with the farmers so as to prepare Project Reports on "Village Development Plan"

3

MUSAITI

District – Pauri
 Block – Thailisain
 Total population=1050
 Male=425
 Female=290
 Children=335
 Literacy=90%
 Irrigation source – canals
 Clubs – Mahila mandal(11 members),
 Yuva mandal(11 members)
 Main crops= Wheat ,
 Lentil, Finger millet,
 Barnyard millet,
 Amaranthus, Rice,
 Soybean,
 Barley



4

DAYS	DATE	WORK DONE
1.	26/09/2016	<ul style="list-style-type: none"> • Meeting with pradhan • Meeting with farmer • Overview of village topography & traditional way of cultivation.
2.	27/09/2016	<ul style="list-style-type: none"> Helped in ploughing • preparation of vermicompost (farmer) • Survey of given area
3.	28/09/2016	<ul style="list-style-type: none"> • preparation of vermicompost (other farmer)
4.	29/09/2016	<ul style="list-style-type: none"> • preparation of shed for vermicompost • Sanitation awareness
5.	30/09/2016	<ul style="list-style-type: none"> • visit to school • Organizing different competitive activities among students • Prize distribution • Planting around school premise • Nursery preparation
6.	01/10/2016	<ul style="list-style-type: none"> • establishment of poly tunnel • Planting of different flowers and medicinal plants
7.	02/10/2016	<ul style="list-style-type: none"> • preparation and demonstration of PHT(pickle and laddo) • Taught about various schemes • Girl awareness • Card and basket making • Grafting and budding
8.	03/10/2016	<ul style="list-style-type: none"> • Seed distribution (onion and pea) • spraying insecticide in citrus • Establishment of mud hive

S no.	Date	Work done
9.	04/10/2016	<ul style="list-style-type: none"> • preparation of mudhive shed • Preparation of bio heap • Preparation of raised bed
10.	05/10/2016	<ul style="list-style-type: none"> preparation of vermiwash Soil sampling
11.	06/10/2016	<ul style="list-style-type: none"> • Sowing , mulching and irrigation of onion nursery • Spraying fungicide in citrus • Site selection for orchard
12.	07/10/2016	<ul style="list-style-type: none"> • mushroom demonstration • Establishing fodder unit (NAPIER)
13.	08/10/2016	<ul style="list-style-type: none"> • Landscaping • Hanging bird repellents(silver ribbons)
14.	09/10/2016	<ul style="list-style-type: none"> • preparation of light and sticky trap • Planting cabbage • survey

UNITS ESTABLISHED

- **Vermicompost**
- **Poly tunnel**
- **Mudhive**
- **Bio heap**
- **Vermiwash**
- **PHT work**
- **Planting medicinal and ornamental plants**
- **Fodder block**
- **Light and sticky trap**
- **Mushroom demonstration**
- **Orchard site selection**

10/22/2016 WWW.aanilrana13014.weebly.com

7

SURVEY OF THE FARMER'S FIELD

Date - 26th sept 2016

Kitchen garden plants-

- Tomato - Heemsona (variety)
- Cucumber - Malini (variety)
- French bean
- Cabbage
- Chilli
- Sunflower
- Amaranthus
- Rye
- Radish



8




VERMICOMPOST

- Name of farmer - Mr. Suresh Chandra
- Dimension - 150cm x 80cm x 80cm (Restoration)
- Earthworm - Red wiggler(*Eisenia fetida*)
- Date of restoration - 27th sept 2016

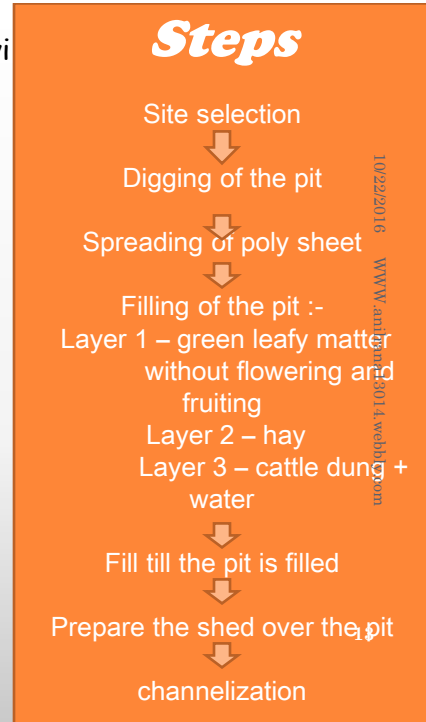


10

RESTORATION



- Name of farmer - Mrs. Mantha Devi
- Dimension - 70x40x40 cm³
- Date of establishment - 28th sept 2016





15

VISIT TO SCHOOL

Date of visit – 30 sept 2016



Handwriting competition

16

10/22/2016 WWW.anthranal3014.webhy.com

Poem competition →



← teaching

Planting ornamentals →



SANITATION AND PLANTING AROUND SCHOOL



18

10/22/2016 WWW.anirama13014.webhy.com

17

10/22/2016 WWW.anirama13014.webhy.com

NURSERY PREPARATION

Date of preparation – 30th sept 2016

Dimension – 1.5m x 3m

Weeding with the help of power weeder



19

POLY TUNNEL

Name of farmer - Suresh Chandra

Dimension - 3m x 1m

Date of establishment -01st oct 2016



Site selection

20

10/22/2016 WWW.anirama

WWW.anirama

WWW.anirama

WWW.anirama

WWW.anirama

WWW.anirama

WWW.anirama


WWW.anirama

WWW.anirama

WWW.anirama

WWW.anirama

WWW.anirama



PHT WORK



Ingredients – finger millet flour, grind sugar, ghee, dry fruits, desiccated coconut



Ingredients – chilli, salt, turmeric powder, chilli powder, coriander powder, fennel, rye and mustard seeds, lime juice, asafoetida, mustard oil

10/22/2016 WWW.aanirama13014.weebly.com

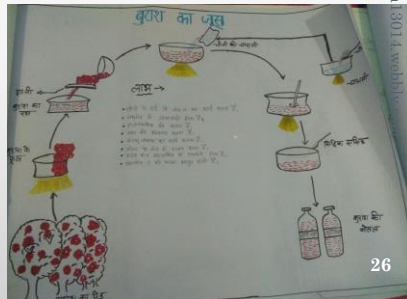


WWW.aanirama13014.weebly.com



WWW.anhrama 3014.webh111

LADOO AND RHODODENDRON JUICE



10/22/2016 WWW.anhrama 3014.webh111

SCHEMES, PROGRAMMES AND COUNCELING AMONG VILLAGERS



27



○ Schemes

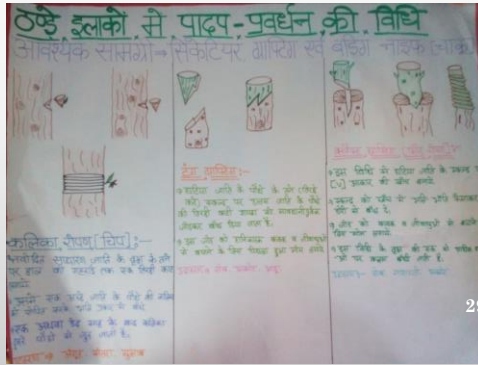
- ✓ Atal pension yojana
- ✓ Pradhanmantri jan dhan yojana
- ✓ Pradhan mantri fasal bima yojana
- ✓ Pradhanmantri jivan jyoti bima yojana

○ programmes

Atama - setup at district level to ensure delivery of extension services to farmers.

28

DEMONSTRATION OF BUDDING AND GRAFTING



10/22/2016 WWW.aanjana13014.weebly.com

CARDS AND BASKET MAKING

DATE - 02 oct 2016



13014



SEED DISTRIBUTION

**Date of distribution – 03rd
sept 2016**
Seeds – Onion and pea



10/22/2016 WWW.anilrana13014.webbly.com

31

SPRAYING OF INSECTICIDE IN CITRUS



10/22/2016 WWW.anilrana13014.webbly.com

Disease – Sooty Mould
Dose – 0.3%

32

SPRAY OF CHLOROPYRIPHOS



10/22/2016 WWW.anilrana13014.weebly.com

33

MUDHIVE

*Name of farmer – shri Dinesh Kumar
Dimension – 45cm X 30cm X 35cm
Date of establishment – 03 sept 2016*

○ Steps

- Site selection
- Base preparation
- Preparing mixture
- Forming wall according to frame and making hole in eastern side
- Put sugar solution to attract bees
- Put wooden ply to close it
- Put shed over it to cover it
- Channalization



10/22/2016 WWW.anilrana13014.weebly.com

34



BIOHEAP

Name of farmer – Shri Kala Master

Date of preparation – 04th oct 2016

○ Steps

- Site selection
- Make a conical shape heap by spreading layers of –
 - Nettle leaf
 - Cattle dung
- Coat the heap with the paste of mud and cattle dung





PREPARATION OF RAISED BED IN ONION

Name of farmer – shri. Sanjay Kumar

Bed size – 2m x 1m

Spacing – 10cm (line sowing)

Seed treatment – captan (0.1%)

Date of preparation – 04th oct 2016



VERMIWASH

Name of farmer – Shree Om Prakash

Date of preparation – 05th oct 2016

○ Steps

- ✓ Select suitable container
- ✓ Drill a proper outlet
- ✓ Fill it with -
 - Layer 1 - pebbles
 - Layer 2 - coarse sand
 - Layer 3 - soil
 - Layer 4 - cattle dung + earthworms
 - Layer 5 - straw
- ✓ Drain water daily 1-2l
- ✓ After 10 days sprinkle water
- ✓ Collect wash water in a separate container



39



40

10/22/2016 WWW.anirama13014.webhy.com

SOIL SAMPLING

Date of sampling-05th oct 2016



10/22/2016 WWW.anilprana13014.weebly.com 41

SOWING, MULCHING AND IRRIGATION OF ONION NURSERY

Date - 06th oct 2016



10/22/2016 WWW.anilprana13014.weebly.com 42



Organic mulch



Plastic mulch

SPRAYING FUNGICIDE IN CITRUS

Mancozeb – 0.3%



OTHER PEST AND DISEASE MANAGEMENT

- Ant and earwig in vermicompost pit
- Borax around pit

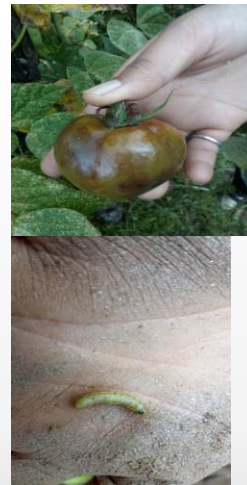


- White grub -
 - Dig a pit in the field and fill it with fresh cattle dung which will attract the grubs towards it .
 - Chloropyriphos



45

Buckeye in tomato - traditional method
Removal of the knots at the base of the plant.



Dimond back moth- Intercropping
with onion and carrot .
Mustard as a trap crop .
Rainfall or sprinkling water on the
plants also removes the caterpillars.
Chemicals like spinosad or Fenvelarate
@.01%

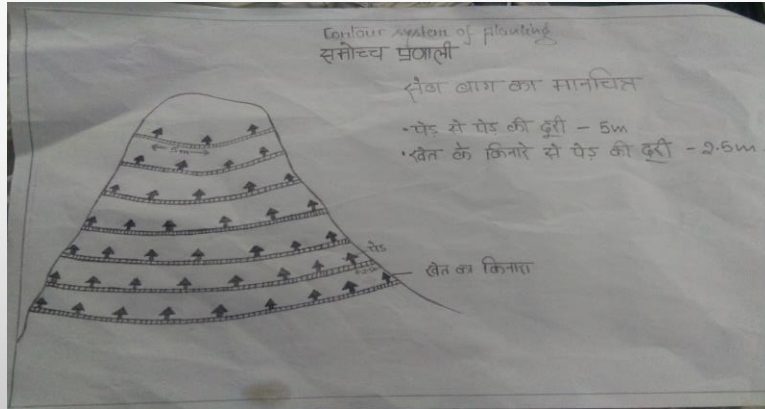


46

SITE SELECTION FOR ORCHARD

Requirement for Apple, plum and apricot seedling

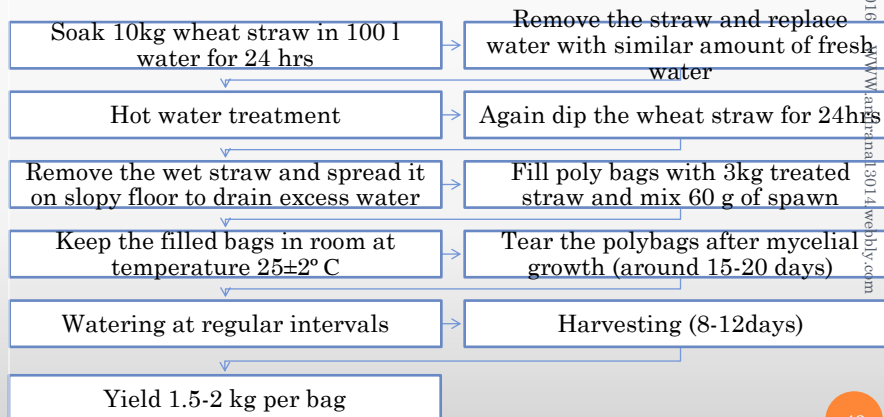
- ❖ 400 plants / ha



DHINAGRI MUSHROOM CULTIVATION

Requirements :- wheat straw, water , tank, poly bags & spawn.

STEPS FOLLOWED





www.webbly.com

49

FODDER UNIT

Name of farmer - Shri. Hari Lal
Spacing - 50cm x 50cm
Date - 07th oct 2016

10/22/2016



50



10/22/2016 WWW.anilprana13014.weebly.com

Landscaping





10/22/2016 WWW.anthi...

Bottle Gardening



WWW.anthi...

PANTING OF ORNAMENTAL AND MEDICINAL PLANTS



10/22/2016 WWW.anirama13014.webhy.com

55

BIRD REPELLENT (SILVER RIBBON)

- Use - repel birds which causes damage to the fruits
- Wrap it around the fruit tree



10/22/2016 WWW.anirama13014.webhy.com

56

PREPARATION OF LIGHT TRAP



YELLOW STICKY TRAP



10/22/2016 WWW.anilranna13014.webbly.com



59

CABBAGE PLANTING

SPACING – 40cm x 60cm

SEEDLING TREATMENT – BAVISTIN (0.5%)



10/22/2016 WWW.anilranna13014.webbly.com

60

OTHER EXPERIENCES



threshing



Threshing with the help of bullocks

10/22/2016 WWW.anilrana13014.webbly.com



winnowing



10/22/2016 WWW.anilrana13014.webbly.com

sieving



PLOUGHING



LEVELLING

TOOLS AND IMPLEMENTS



Wooden plough



spade



Potato raiser



Wooden harrow



SURVEY



PRIVATE TUITION



66

10/22/2016 WWW.amlpranet3017.wordpress.com

EXIBITION



67

PROBLEMS IDENTIFIED IN VILLAGE

- ✓Lack of knowledge about KVK and other rural development programmes.
- ✓ Lack of technical hand
- ✓Not familiarised with new agro techniques
- ✓Monkeys and boars
- ✓Migration towards plains
- ✓no proper marketing and transportation facilities
- ✓Irrigation problems to most field during summer

68

EXPERIENCES GAINED

1. Application of relay and intercropping
2. Traditional vermiwash
3. Art of listening and art of negotiation
4. Develop skill of joint effort (community management)
5. Effective decision-making
6. Practical life experiences
7. Observe problem and possible solution
8. Understanding and practicing local and scientific methods

10/22/2016 WWW.anilnana13014.webbly.com

69



10/22/2016 WWW.anilnana13014.webbly.com

70